INVESTITOR	**DARS, d. d., Ulica XIV. Divizije 4, 3000 Celje**
OBJEKT	**OBNOVA CESTNINSKE POSTAJE IN IZPOSTAVE DOB**
ŠT. NAČRTA:	**102/2024**
DATUM:	**MAJ 2025, OKTOBER 2025 (recenzija)**

KAZALO NAČRTOV

VSEBINA RISB

Št. lista	Naslov risbe
	OBJEKT 6 - PRIZIDAVA GARAŽE ZA PLUŽNA VOZILA
	IZVLEČEK ARMATURE
06.1	TOČKOVNI TEMELJI TT01-TT02''
06.2	POVEZOVALNI TEMELJI
06.3	STENE IN STEBRI
06.4	DISPOZICIJA MONTAŽNIH ELEMENTOV

Palice - specifikacija

ozn	oblika in mere [cm]	Ø	lg [m]	n [kos]	lgn [m]	T. poz. [kg]
TT01 (Risba št. O6.1) (1 kos)						
1	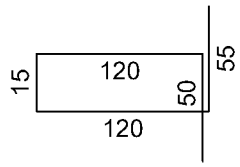	12	3.60	64	230.40	211.97
2	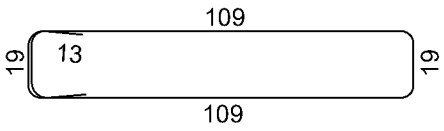	12	3.01	96	288.96	265.84
3		14	2.94	120	352.80	438.18
TT01' (Risba št. O6.1) (1 kos)						
1	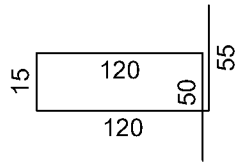	12	3.60	64	230.40	211.97
2	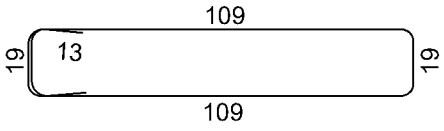	12	3.01	96	288.96	265.84
3	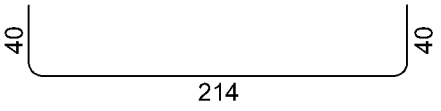	14	2.94	120	352.80	438.18
TT02 (Risba št. O6.1) (1 kos)						
1	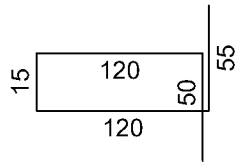	12	3.60	192	691.20	635.90
2	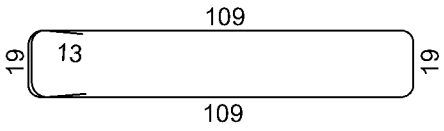	12	3.01	288	866.88	797.53
3	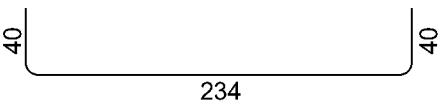	14	3.14	384	1205.76	1497.55
TT02' (Risba št. O6.1) (1 kos)						
1	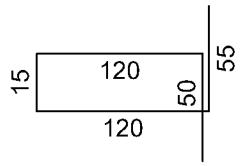	12	3.60	160	576.00	529.92

Palice - specifikacija

ozn	oblika in mere [cm]	Ø	lg [m]	n [kos]	lgn [m]	T. poz. [kg]
2	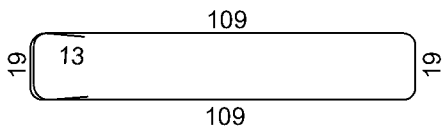	12	3.01	240	722.40	664.61
3		14	3.14	320	1004.80	1247.96
TT02" (Risba št. O6.1) (1 kos)						
1	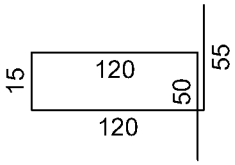	12	3.60	32	115.20	105.98
2	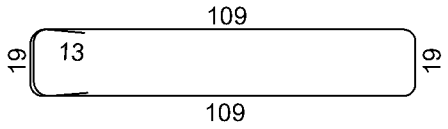	12	3.01	48	144.48	132.92
3	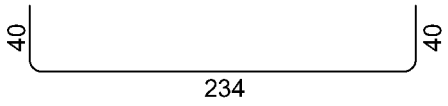	14	3.14	64	200.96	249.59
AB JAŠKI (Risba št. O6.1) (1 kos)						
1	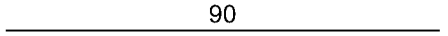	10	0.90	192	172.80	110.25
2	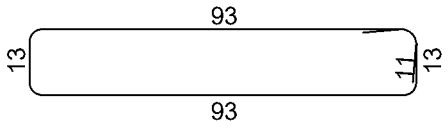	10	2.34	69	161.46	103.01
3	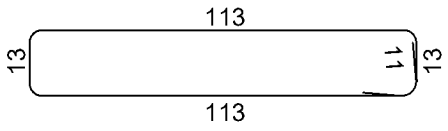	10	2.74	24	65.76	41.95
PT O6 (Risba št. O6.2) (1 kos)						
1	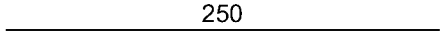	8	2.50	8	20.00	8.16
2	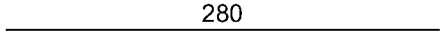	8	2.80	8	22.40	9.14
3	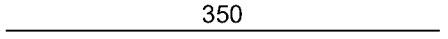	8	3.50	8	28.00	11.42
4	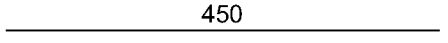	8	4.50	8	36.00	14.69
5		8	6.00	36	216.00	88.13
6	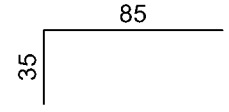	12	1.20	496	595.20	547.58
7	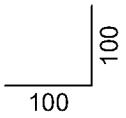	12	2.00	6	12.00	11.04

Palice - specifikacija

ozn	oblika in mere [cm]	Ø	lg [m]	n [kos]	lgn [m]	T. poz. [kg]
8		12	2.30	903	2076.90	1910.75
9	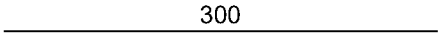	12	3.00	10	30.00	27.60
10	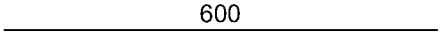	12	6.00	20	120.00	110.40
11	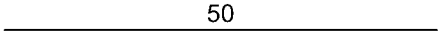	16	0.50	16	8.00	12.97
12	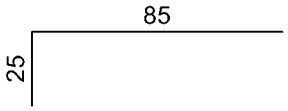	16	1.10	512	563.20	912.95
13	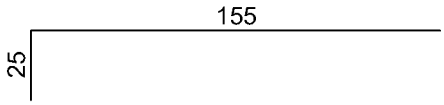	16	1.80	20	36.00	58.36
14	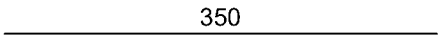	16	3.50	48	168.00	272.33
15	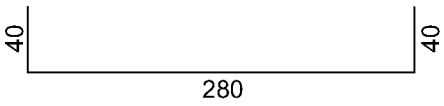	16	3.60	64	230.40	373.48
16		16	6.00	64	384.00	622.46
17		16	8.00	64	512.00	829.95
18	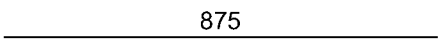	16	8.75	32	280.00	453.88
19	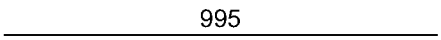	16	9.95	64	636.80	1032.25
20	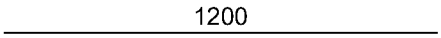	16	12.00	48	576.00	933.70
21	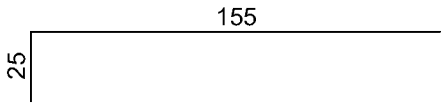	20	1.80	22	39.60	97.81
22	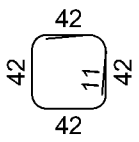	10	1.90	305	579.50	369.72
23	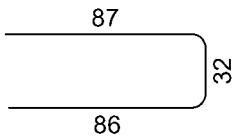	10	2.05	152	311.60	198.80
24	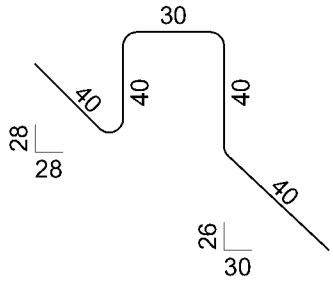	12	1.90	110	209.00	192.28

Palice - specifikacija

ozn	oblika in mere [cm]	Ø	lg [m]	n [kos]	lgn [m]	T. poz. [kg]
25	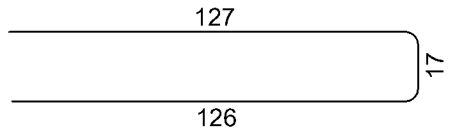	12	2.70	613	1655.10	1522.69
26	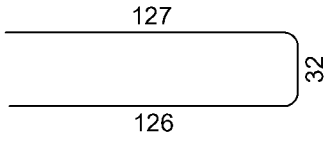	12	2.85	28	79.80	73.42
Stene O6 (Risba št. O6.3) (1 kos)						
1	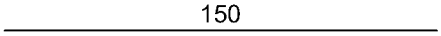	12	1.50	4	6.00	5.52
2	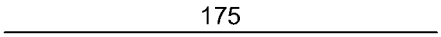	12	1.75	2	3.50	3.22
3	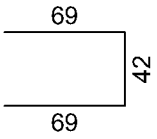	12	1.80	405	729.00	670.68
4		12	1.95	2	3.90	3.59
5	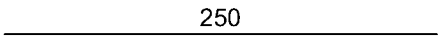	12	2.50	60	150.00	138.00
6		12	3.70	16	59.20	54.46
7		12	4.50	63	283.50	260.82
8		12	6.00	84	504.00	463.68
9	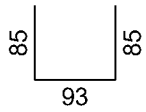	14	2.63	72	189.36	235.19
10		16	1.20	6	7.20	11.67
11	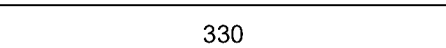	16	3.30	16	52.80	85.59
12	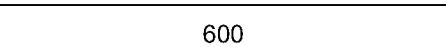	16	6.00	16	96.00	155.62
13	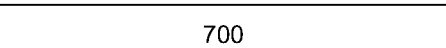	16	7.00	48	336.00	544.66
14	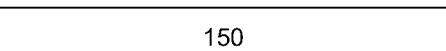	20	1.50	72	108.00	266.76
15	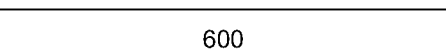	20	6.00	30	180.00	444.60
16	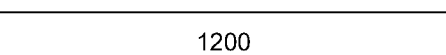	20	12.00	10	120.00	296.40
17		25	6.90	108	745.20	2944.29
18		25	7.15	108	772.20	3050.96
19	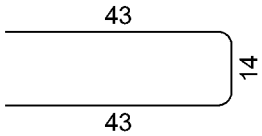	8	1.00	224	224.00	91.39

Palice - specifikacija

ozn	oblika in mere [cm]	Ø	lg [m]	n [kos]	lgn [m]	T. poz. [kg]
20	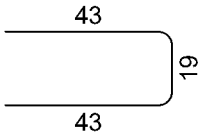	8	1.05	940	987.00	402.70
21	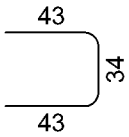	8	1.20	188	225.60	92.04
22	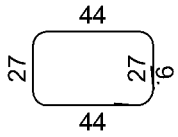	8	1.60	180	288.00	117.50
23	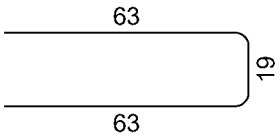	8	1.45	112	162.40	66.26
24	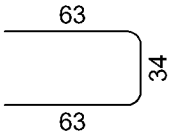	8	1.60	260	416.00	169.73
25	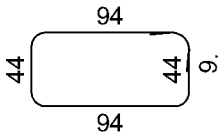	8	2.94	90	264.60	107.96
26	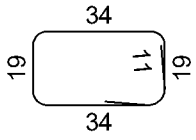	10	1.28	22	28.16	17.97
27	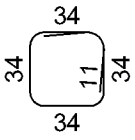	10	1.58	44	69.52	44.35
28	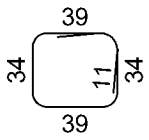	10	1.68	24	40.32	25.72
29	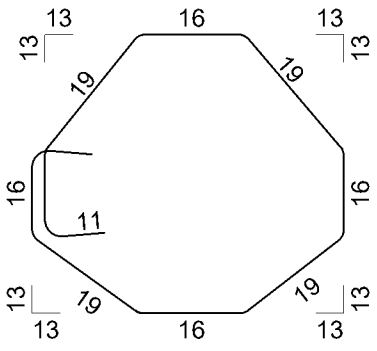	10	1.78	909	1618.02	1032.30

Palice - specifikacija

ozn	oblika in mere [cm]	Ø	lg [m]	n [kos]	lgn [m]	T. poz. [kg]
30	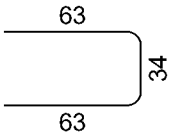	10	1.60	134	214.40	136.79
31	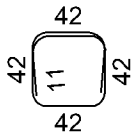	10	2.32	909	2108.88	1345.47

Palice - izvleček

Ø [mm]	lgn [m]	Teža enote [kg/m']	Teža [kg]
S500, Ø <= 12 mm			
8	2890.00	0.41	1179.12
10	5370.42	0.64	3426.33
12	10671.98	0.92	9818.22
Skupaj (S500, Ø <= 12 mm)			14423.67
S500, Ø > 12 mm			
14	3306.48	1.24	4106.65
16	3886.40	1.62	6299.85
20	447.60	2.47	1105.57
25	1517.40	3.95	5995.25
Skupaj (S500, Ø > 12 mm)			17507.32
Skupaj			31930.99

Mreže - specifikacija

Pozicija	Oznaka mreže	B [cm]	L [cm]	n	Teža enote [kg/m2]	Skupna teža [kg]	Opomba
Stene O6 (Risba št. O6.3) (1 kos)							
I	Q-636	215	600	32	9.98	4119.74	
I-1	Q-636	215	341	12	9.98	878.02	
I-2	Q-636	175	350	2	9.98	122.26	
I-3	Q-636	200	145	2	9.98	57.88	
I-5	Q-636	195	350	2	9.98	136.23	
I-6	Q-636	215	330	78	9.98	5523.03	
I-7	Q-636	75	330	2	9.98	49.40	
I-8	Q-636	125	330	2	9.98	82.34	
I-9	Q-636	215	330	2	9.98	141.35	
I-10	Q-636	200	330	2	9.98	131.74	
I-11	Q-636	115	600	4	9.98	275.45	
I-12	Q-636	136	600	2	9.98	162.39	
I-13	Q-636	215	600	32	9.98	4119.74	
I-14	Q-636	140	600	4	9.98	335.33	
I-15	Q-636	110	600	2	9.98	131.74	
I-16	Q-636	210	600	2	9.98	251.50	
I-17	Q-636	185	600	2	9.98	221.56	
I-18	Q-636	80	600	2	9.98	95.81	
I-19	Q-636	85	600	2	9.98	101.80	
I-20	Q-636	215	145	30	9.98	933.38	
I-21	Q-636	215	175	30	9.98	1126.49	
I-22	Q-636	200	175	2	9.98	69.86	
Skupaj						19067.01	

Mreže - izvleček

Oznaka mreže	B [cm]	L [cm]	n	Teža enote [kg/m2]	Skupna teža [kg]	Neto vgrajena teža [kg]
Q-636	215	600	180	9.98	23173.56	18293.81
Skupaj					23173.56	18293.81

Mreže - načrt razreza

Stene O6 (Risba št. O6.3)

Q-636 (600 cm x 215 cm)

2x

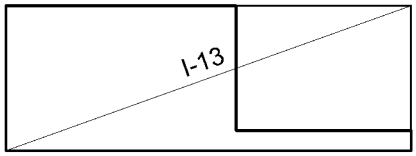

I-13 600 x 215

4x

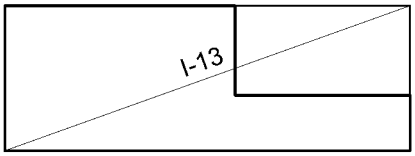

I-13 600 x 215

4x

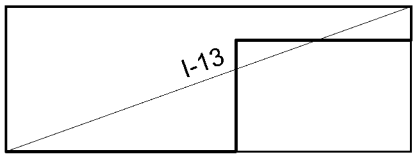

I-13 600 x 215

4x

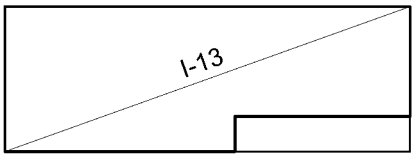

I-13 600 x 215

4x

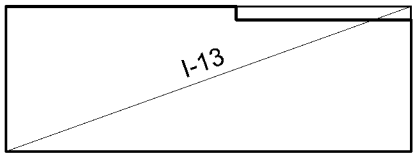

I-13 600 x 215

2x

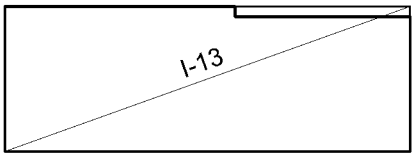

I-13 600 x 215

2x

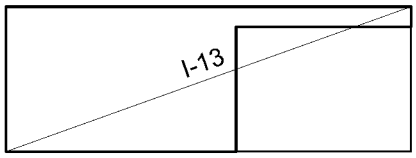

I-13 600 x 215

2x

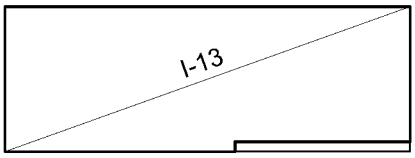

I-13 600 x 215

2x

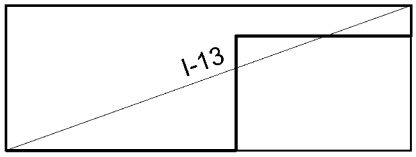

I-13 600 x 215

2x

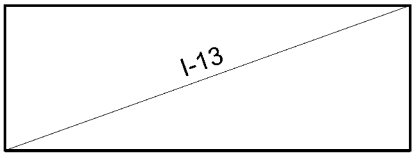

I-13 600 x 215

2x

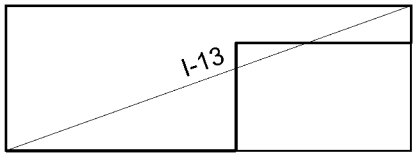

I-13 600 x 215

2x

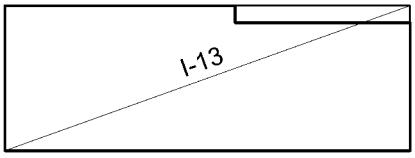

I-13 600 x 215

2x

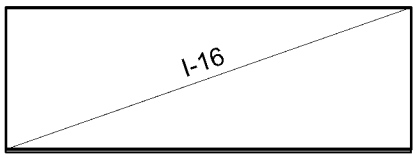

I-16 600 x 210

2x

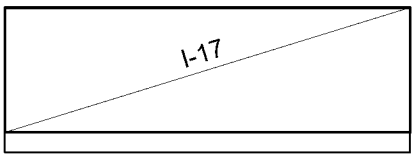

I-17 600 x 185

2x

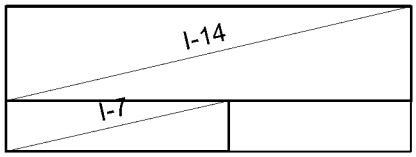

I-14 600 x 140
I-7 330 x 75

2x

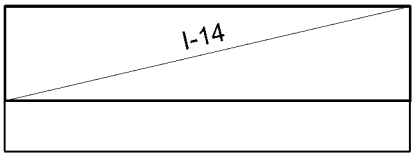

I-14 600 x 140

2x

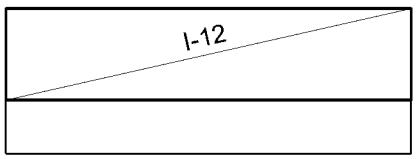

I-12 600 x 136

12x

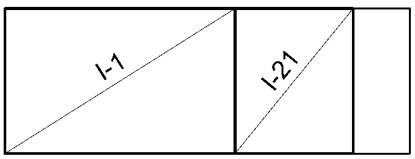

I-1 341 x 215
I-21 175 x 215

Mreže - načrt razreza

18x

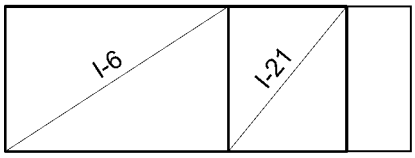

I-6 330 x 215
I-21 175 x 215

2x

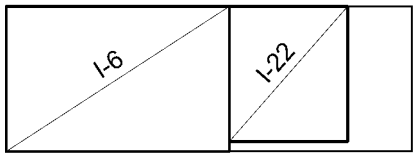

I-6 330 x 215
I-22 175 x 200

30x

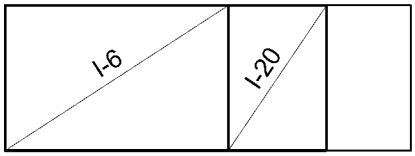

I-6 330 x 215
I-20 145 x 215

2x

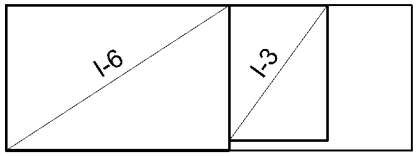

I-6 330 x 215
I-3 145 x 200

26x

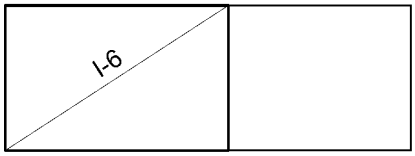

I-6 330 x 215

2x

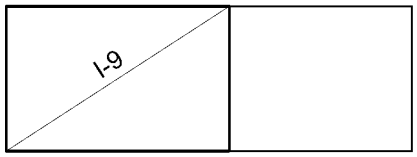

I-9 330 x 215

2x

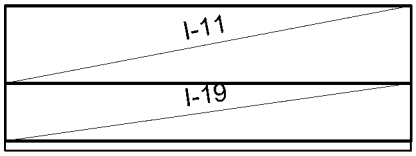

I-11 600 x 115
I-19 600 x 85

2x

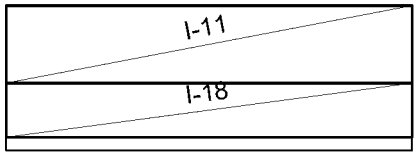

I-11 600 x 115
I-18 600 x 80

2x

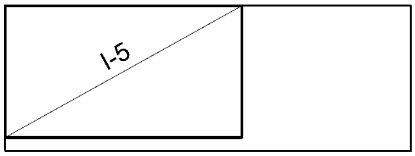

I-5 350 x 195

2x

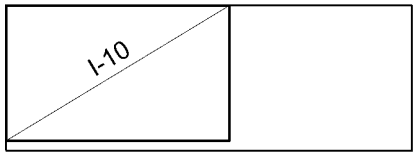

I-10 330 x 200

2x

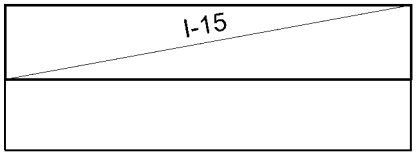

I-15 600 x 110

2x

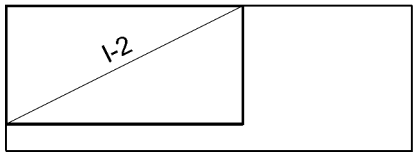

I-2 350 x 175

2x

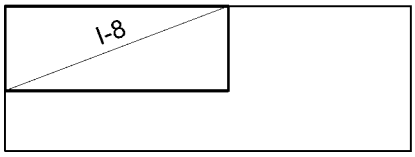

I-8 330 x 125

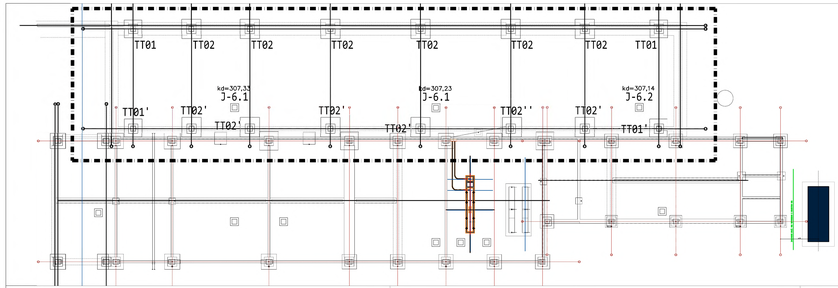

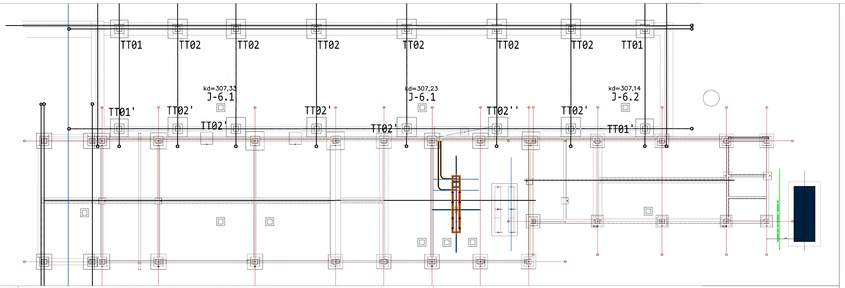

POZ. TT01 - točkovni temelj 220/220
M=1:25 n=2kom

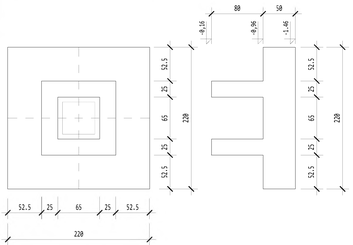

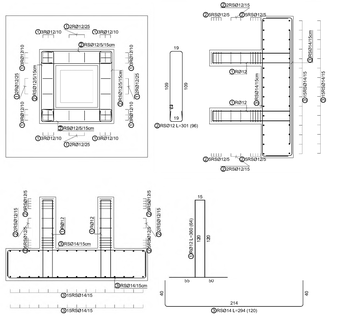
PKN8P1210
PKN8P1205
PKN8P1205/15cm
PKN8P1205/30cm
PKN8P1205/15cm
PKN8P1210
PKN8P1205

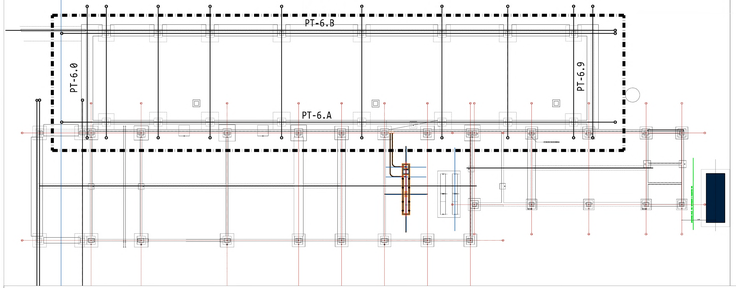

POZ. PT-6.0 - temeljna greda - n=1kom b/h=160/50cm

M=1:50

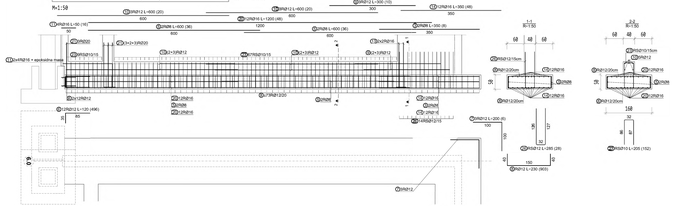

POZ. PT-6.9 - temeljna greda - n=1kom b/h=160/50cm

M=1:50

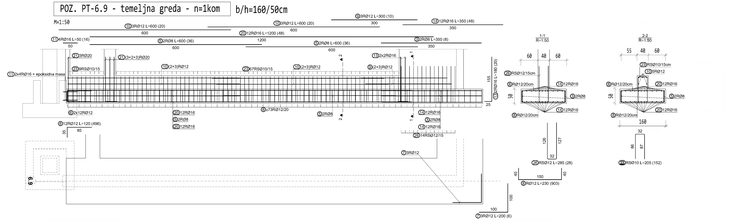

POZ. PT-6.B - temeljna greda - n=1kom b/h=160/50cm

M=1:50

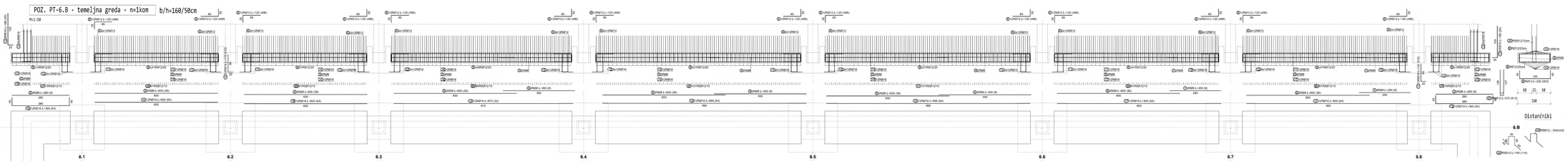

Distančniki

POZ. PT-6.A - temeljna greda - n=1kom b/h=50/50cm

M=1:50

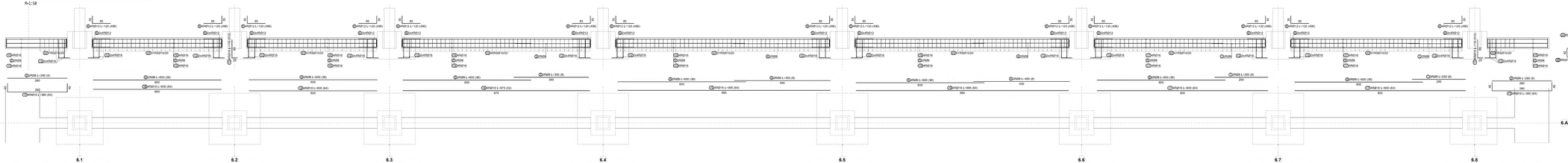

BETONI:
-**C12/15** XO - podbetoniranja in podložni beton
-**C25/30** XC2 Dmax16mm-min.zaščitna plast cnk=25mm - temelji in vkopane stene
-**C30/45** XC4/XF1 XA3 Dmax16mm-min. zaščitna plast cnk=30mm - izpostavljene zunanje stene
-**C25/45** XC4 XD3 XF4 WF1 XA3 Dmax16mm-min.zaščitna plast cnk=40mm - notranja talna plošča
-**C25/30** XC1 Dmax16mm-min. zaščitna plast cnk=15mm - ostali AB elementi objekta

ARMATURA: **S500-B**
- preklop palic - min 60Ø
- preklop mrež - 3 skrnca oz. vsaj 15cm

SPLOŠNE OPOMBE:
-Vse mere preveriti na mestu samem
-Posamezna armaturniasti načrti, dimenzije armature po potrebi prilagoditi dejanskemu stanju
-V primeru nejasnosti ali spremembah pogojev pri izvedbi je potrebno konzultirati projektanta.

ST. SPREMEMBE	DATUM	SPREMEMBA	SPREMENIL	ODOBRIL

SPINA Marn Hauke, d. o. o.
Resslova 7 a
3000 Nova mesta
Slovenija
+386 7 373 40 10
spina@spina.si
www.spina.si

INVESTITOR	DARS, Družba za avtoceste v Republiki Sloveniji d. d. Ulica XIV. divizije 4, 3000 CELJE
OBJEKT	OBNOVA CESTNINSKE POSTAJE IN IZPOSTAVE DOB
DATUM PZI	MAJ 2025
DATUM IZDELAVE PD REVIZIJE	OKTOBER 2025

VRSTA PROJEKTA	FAZA	ŠT. PROJEKTA	ŠT. NAČRTA	ŠT.LISTA
GRAD. KONSTRUKCIJ - 2.1	PZI	KEEP 2024/R1	102/2024	06.2

OBJEKT 06
POVEZOVALNI TEMELJI

M 1:50

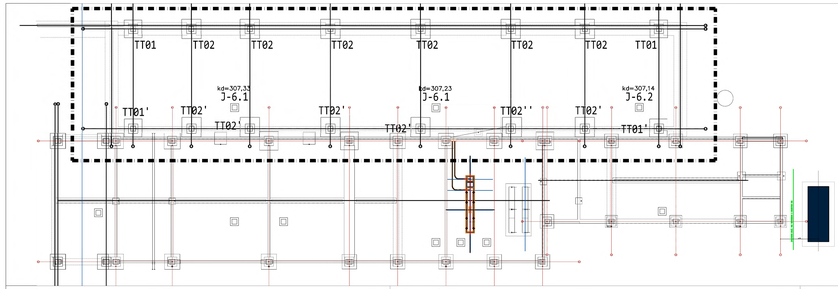

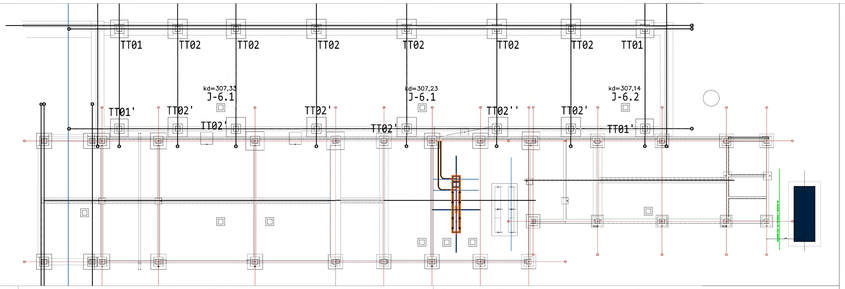

POZ. TT01 - točkovni temelj 220/220
M=1:25 n=2kom

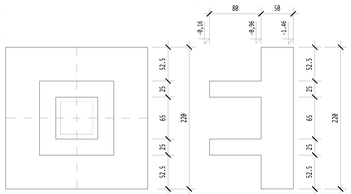

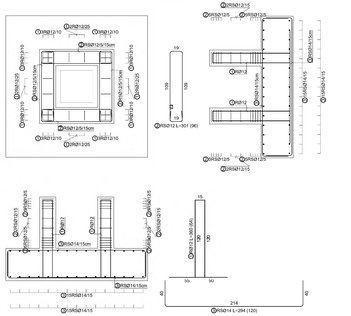
PKN0121205
PKN0121210
PKN0121205/15cm
PKN0121205/30cm
PKN0121205
PKN0121210
PKN0121205
PKN0121210
PKN0121205/15cm
PKN0121205
PKN0121210
PKN0121205
PKN0121210
PKN0121205
PKN0121205/15cm
PKN0121205
PKN0121210
PKN0121205
PKN0121210

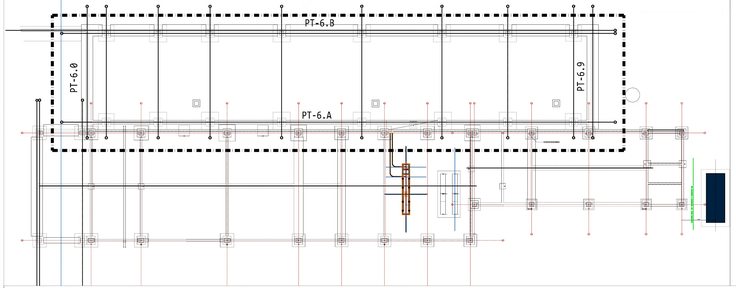

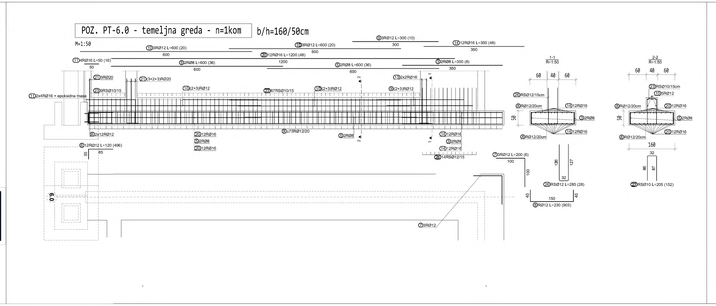
POZ. PT-6.0 - temeljna greda - n=1kom b/h=160/50cm

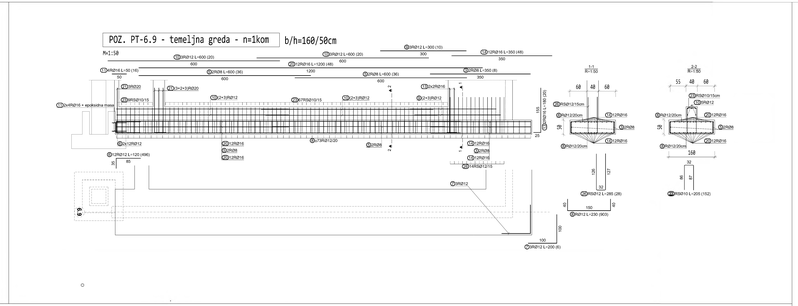
POZ. PT-6.9 - temeljna greda - n=1kom b/h=160/50cm

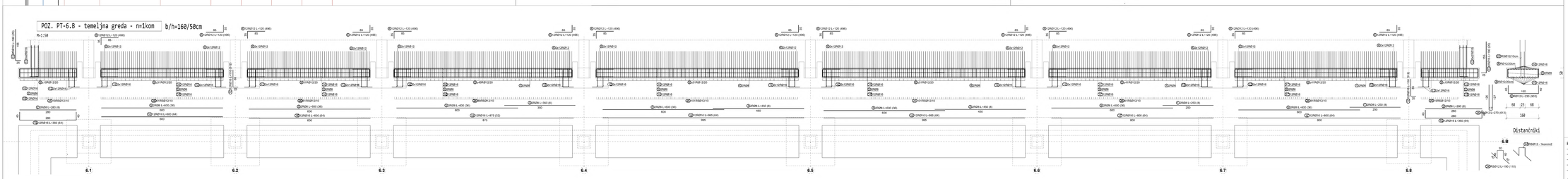
POZ. PT-6.B - temeljna greda - n=1kom b/h=160/50cm

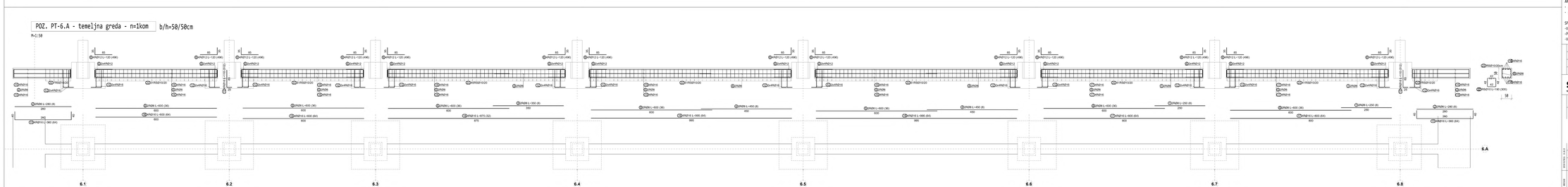
POZ. PT-6.A - temeljna greda - n=1kom b/h=50/50cm

BETONI:
-C12/15 XD - podbetoniranja in podložni beton
-C25/30 XC2 Dmax16mm-min.zaščitna plast cmin=25mm - temelji in vkopane stene
-C25/45 XC4/XF1 XA3 Dmax16mm-min.zaščitna plast cmin=30mm - izpostavljene zunanje stene
-C25/45 XC4 XD3 XF4 XF2 XA3 Dmax16mm-min.zaščitna plast cmin=40mm - notranja talna plošča
-C25/30 XC1 Dmax16mm-min. zaščitna plast cmin=15mm - ostali AB elementi objekta

ARMATURA: 500N-B
- preklop palic - min 60D
- preklop mrež - 3 dolenca oz. vsaj 15cm

SPLOŠNE OPOMBE:
-Vse mere preveriti na mestu samem
-Povezava z arhitekturnimi nadrti, dimenzijo armature po potrebi prilagoditi dejanskemu stanju
-V primeru nejasnosti ali spremembah pogojev pri izvedbi je potrebno konzultirati projektanta.

ST. SPREMEMBE	DATUM	SPREMEMBA	SPREMENCIL	ODOBRIL

SPINA
Resolvo 7 a
3000 Mozo mesto
Slovenija
+386 7 373 85 16
spina@spina.si
www.spina.si

INVESTITOR	DARS, Družba za avtocesto v Republiki Slovenniji d. d. Ulica XIV. divizije 4, 3000 Celje
OBJEKT	OBNOVA CESTNOSNE POSTAJE IN IZPOSTAVE DOB
DATUM PZI	MAJ 2025
DATUM IZDELAVE PO REVIZIJI	OKTOBER 2025

NAČRT	FAZA	ST. PROJEKTA	ST. NAČRTA	ST.LISTA
2.1 - GRADBENIŠTVO	PZI	KEEP 2024/R11	102/2024	06.2

OBJEKT 06
POVEZOVALNI TEMELJI
M 1:50

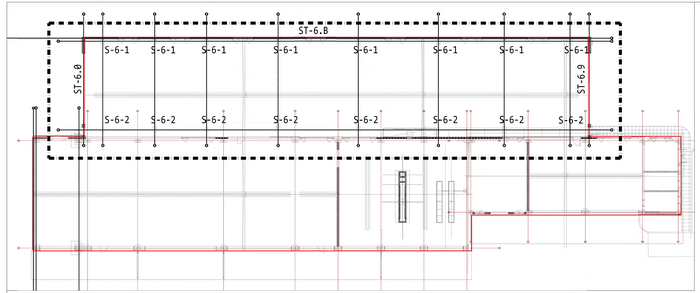

POZ. ST-6.0 - AB stena - n=1kom d=40cm

M=1:50

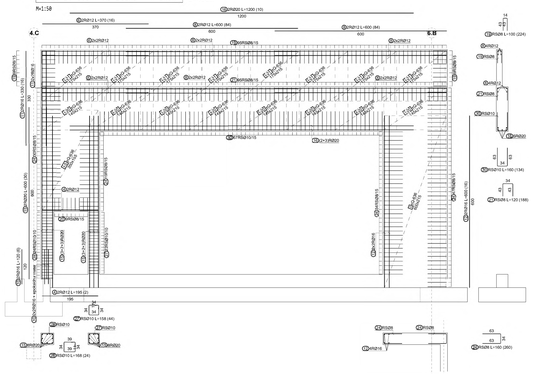

POZ. ST-6.9 - AB stena - n=1kom d=40cm

M=1:50

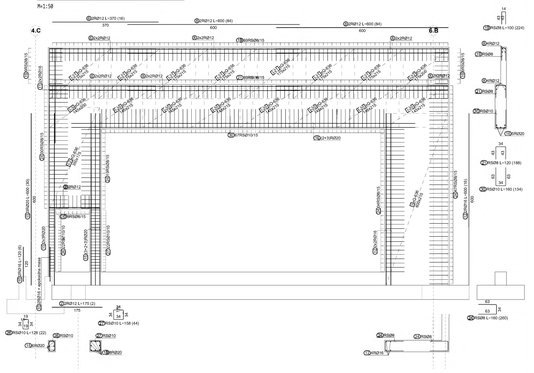

POZ. S-6-1 - AB steber - n=8kom

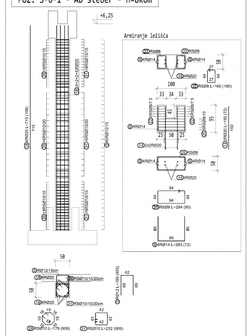

POZ. S-6-2 - AB steber - n=8kom

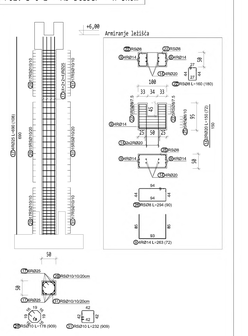

POZ. ST-6.8 - AB stena - n=1kom d=25cm

M=1:50

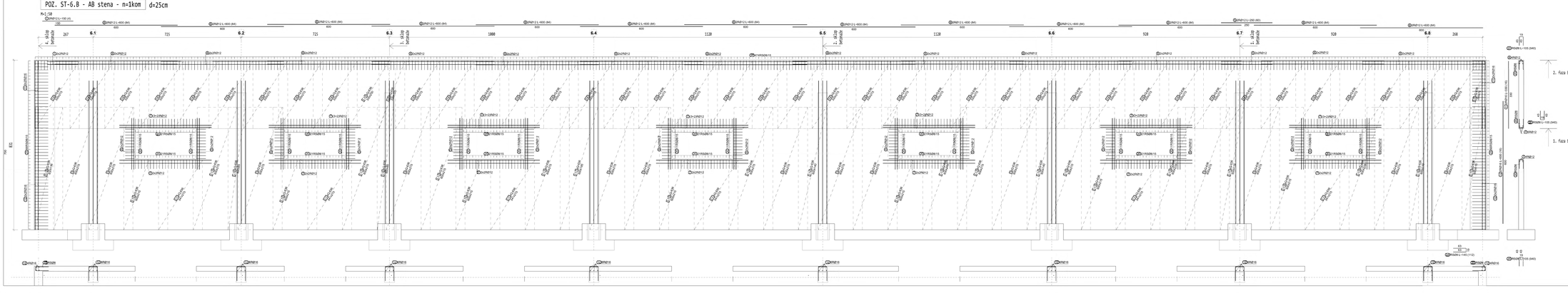

OPOMBA: Izvajalec izdela statični preračun AB montažnih elementov na podlagi obremenitev, podanih v statičnem preračunu

BETONI:
C12/15 XO - podbetoniranja in podložni beton
C20/25 XC2 Dmax16mm-min.zaščitna plast cmin=25mm - temelji in vkopane stene
C35/45 XC4/XF1 XA1 Dmax16mm-min. zaščitna plast cmin=30mm - izpostavljene zunanje stene
C35/45 XC4 XD3 XF4 XM1 XA3 Dmax16mm-min.zaščitna plast cmin=40mm - notranja talna plošča
C25/30 XC1 Dmax16mm-min. zaščitna plast cmin=15mm - ostali AB elementi objekta

ARMATURA: S500-B
- prekrivi palic - min 60Ø
- prekrivi mrež - 3 sheme oz. vsaj 50cm

SPLOŠNE OPOMBE:
-Vse mere preveriti na mestu samem
-Povezava z arhitekturnimi načrti, dimenzijo armature po potrebi prilagoditi dejanskemu stanju
-V primeru nejasnosti ali spremembah pogojev pri izvedbi je potrebno konsultirati projektanta.

ST. SPREMEMBE	DATUM	SPREMEMBA	SPREMENIL	ODOBRIL

SPINA Marko Kavčič, d.o.o.
Pesnikova 7 a
3000 Nova vas na Dolenjskem
+386 7 373 65 16
kontakt@spina.si
www.spina.si

INVESTITOR	DARS, Družba za avtoceste v Republiki Sloveniji d. d. Ulica XIV. divizije 4, 3000 Celje
OBJEKT	DOMOVA ČEZMEJNEGA POSTAJE IN ZIPOSTAVE DOB
DATUM VSI	MAJ 2025
DATUM IZDELAVE PO KOZNICI	OKTOBER 2025
NAČRT	FAZA ŠT. PROJEKTA ŠT. NAČRTA
2.1 - GRADBENIŠTVO	PZI KEEP 2024/051 SB2/2024

ŠT.LISTA 06.3

OBJEKT 06
STENE IN STEBRI

M 1:50

ST6B

AB montažni steber 50/50cm
L = 7,66m
kom = 8
kvaliteta betona C40/50

ST6A

AB montažni steber 50/50cm
L = 7,41m
kom = 8
kvaliteta betona C40/50

T120

AB montažni primarni T nosilec
širina 50 cm (17,5 + 15 + 17,5)
višina 120 cm (30 + 90)
L = 13,73m (konzola 0,53 m)
kom = 8
kvaliteta betona C40/50

Sn45.1

AB montažna T-legica
širina 40 cm (12,5 + 15 + 12,5)
višina 45 cm (15 + 30)
L = 9,93m (konzola 2,68 m)
kom = 6
kvaliteta betona C40/50

Sn45.2

AB montažna T-legica
širina 40 cm (12,5 + 15 + 12,5)
višina 45 cm (15 + 30)
L = 7,25m
kom = 6
kvaliteta betona C40/50

Sn45.3

AB montažna T-legica
širina 40 cm (12,5 + 15 + 12,5)
višina 45 cm (15 + 30)
L = 10,00m
kom = 6
kvaliteta betona C40/50

Sn45.4

AB montažna T-legica
širina 40 cm (12,5 + 15 + 12,5)
višina 45 cm (15 + 30)
L = 11,20m
kom = 12
kvaliteta betona C40/50

Sn45.5

AB montažna T-legica
širina 40 cm (12,5 + 15 + 12,5)
višina 45 cm (15 + 30)
L = 9,20m
kom = 6
kvaliteta betona C40/50

Sn45.6

AB montažna T-legica
širina 40 cm (12,5 + 15 + 12,5)
višina 45 cm (15 + 30)
L = 11,80m (konzola 2,68 m)
kom = 6
kvaliteta betona C40/50

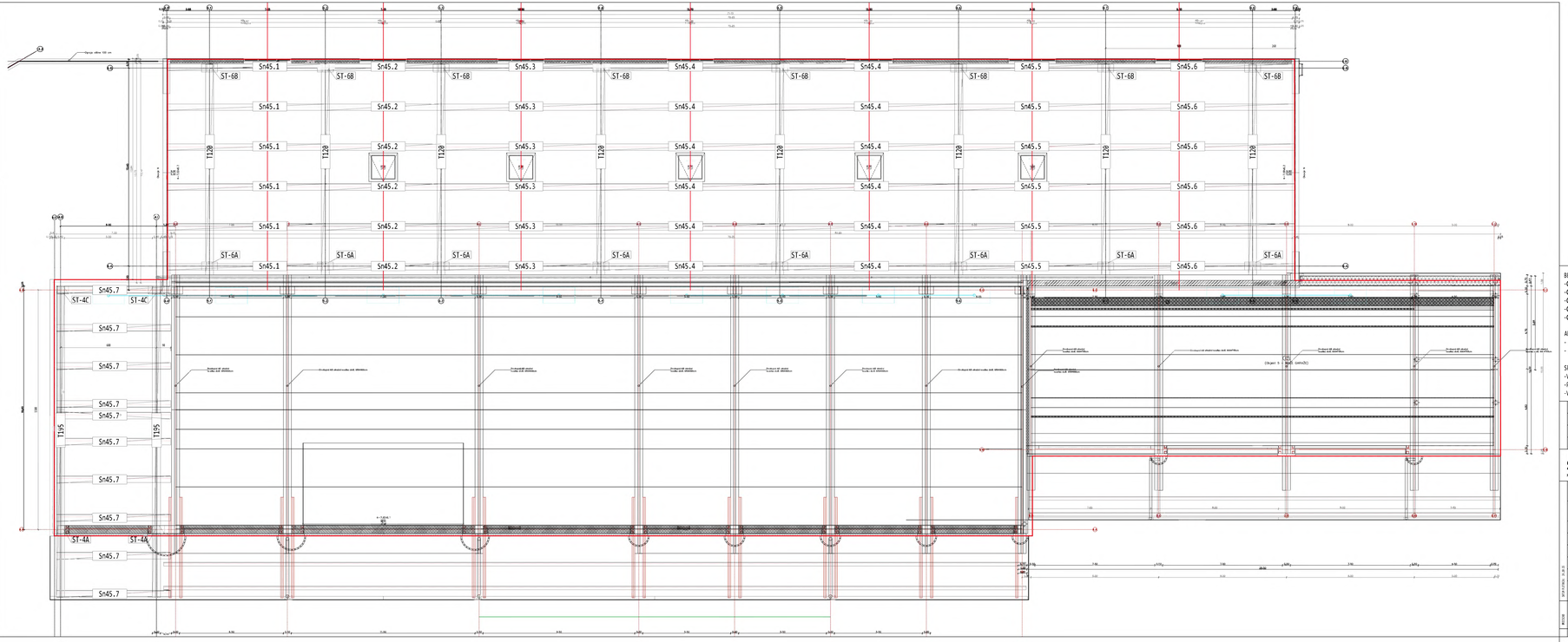

OPOMBA: Izvajalec izdela statični preračun AB montažnih elementov na podlagi obremenitev, podanih v statičnem preračunu

BETONI:
C12/15 XR - podbetoniranja in podlažni beton
C25/30 XC2 Dmax32mm-min.zaščitna plast cmin=25mm - temelji in vkopane stene
C35/45 XC4/XF1 XA3 Dmax16mm-min. zaščitna plast cmin=30mm - izpostavljene zunanje stene
C35/45 XC4 XD3 XF4 XM1 XA3 Dmax16mm-min.zaščitna plast cmin=45mm - notranja talna plošča
C25/30 XC1 Dmax16mm-min. zaščitna plast cmin=15mm - ostali AB elementi objekta

ARMATURA: **S500-B**
- preklop palic - min 60Ø
- preklop mrež - 3 okerca cc. vsaj 55cm

SPLOŠNE OPOMBE:
-Vse mere preveriti na mestu samem
-Povezava z arhitekturnimi načrti, dimenzijo armature po potrebi prilagoditi dejanskemu stanju
-V primeru nejasnosti ali sprememb poglejev pri izvedbi je potrebno konzultirati projektante.

ŠT. SPREMEMBE	DATUM	SPREMEMBA	SPREMENIL	ODOBRIL

SPINA novo mesto, d. o. o.
Kresalova 7 a
8000 Novo mesto
Slovenija
+386 7 373 05 16
spina@spina.si
www.spina.si

INVESTITOR	DARS, Družba za avtoceste v Republiki Sloveniji d. d. Ulica XIV. divizije 4, 3000 Celje		
OBJEKT	OBNOVA CESTNINSKE POSTAJE IN IZPOSTAVE DOB		
ODGOVORNI VODJA PROJEKTA	ERVIN PAHNE, univ. dipl. inž. arh.	ZAPS PA PPN 0422	
ODGOVORNI PROJEKTANT	MATIC OZBOLT, univ.dipl.inž.grad.	PI G IZS 3438	
PROJEKTANT	SABINA DREGAR, mag.inž.grad.		
DATUM PZI	MAJ 2025		
DATUM IZDELAVE PO REVIZIJI	OKTOBER 2025		
NAČRT 2.1 - GRADBENIŠTVO	FAZA / ŠT. PROJEKTA PZI / KGIP 2024/011	ŠT. NAČRTA 102/2024	ŠT.LISTA 06.4

OBJEKT O6
DISPOZICIJA MONTAŽNIH ELEMENTOV

M 1:100